

PLAYSKOOL


FMC 727

OVER
9
months

**Adult assembly
required.**



**Includes: Elefun® base unit,
ear attachment, stabilizer
and 5 balls.**



X4

1.5VD or LR20 size
NOT INCLUDED

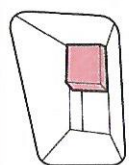

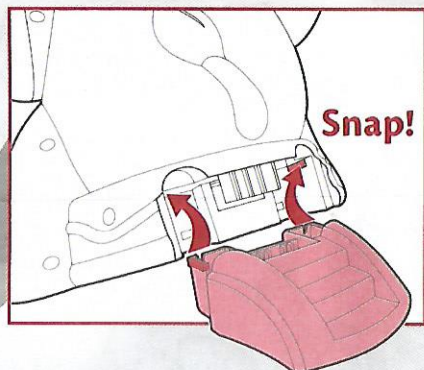

ALKALINE BATTERIES REQUIRED

Phillips/cross head screwdriver (not included) needed
to insert batteries.

**POPPIN'
PARK**

Elefun® Busy Ball Popper®

To Assemble:

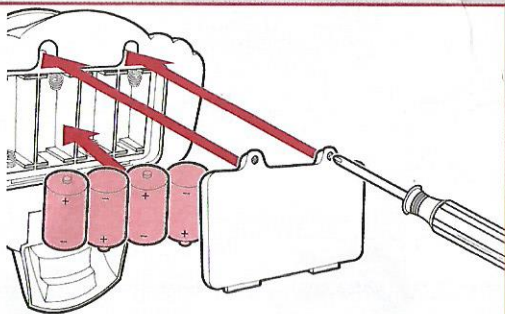


 **ON**
 **OFF**

For power, music and sounds, slide the power switch (located on the back of the elephant's left arm) to ON. Turn switch to the off position to conserve battery power when not in use.


To Insert Batteries:

Use a Phillips/cross head screw-driver (not included) to loosen screws in battery compartment door (screws remain attached to door). Remove door. Insert 4 x 1.5 V fresh "D" or LR20 size alkaline batteries. Alkaline batteries are required. Replace door and tighten screws.




NOTE: If batteries begin to lose power, balls will pop at slower rate. For best results, replace batteries when this starts to happen.

To Activate:



Trunk Modes:


Turn elephant's trunk to control ball-poppin' direction.



1 Unpredictable ball play



2 Continuous ball play



3 Belly drop play



4 Maximum ball-chase play

IMPORTANT: BATTERY INFORMATION



CAUTION:

1. Always follow the instructions carefully. Use only batteries specified and be sure to insert them correctly by matching the + and - polarity markings.
2. Do not mix old batteries and new batteries or standard (carbon-zinc) with alkaline batteries.
3. Remove exhausted or dead batteries from the product.
4. Remove batteries if product is not to be played with for a long time.
5. Do not short-circuit the supply terminals.
6. Should this product cause, or be affected by, local electrical interference, move it away from other electrical equipment. Reset (switching off and back on again or removing and re-inserting batteries) if necessary.
7. **RECHARGEABLE BATTERIES:** Do not mix these with any other types of batteries. Always remove from the product before recharging. Recharge batteries under adult supervision. **DO NOT RECHARGE OTHER TYPES OF BATTERIES.**

FCC STATEMENT

This device complies with Part 15 of the FCC Rules. Operation is subject to the following two conditions: (1) This device may not cause harmful interference, and (2) this device must accept any interference received, including interference that may cause undesired operation.

NOTE: This equipment has been tested and found to comply with the limits for a Class B digital device, pursuant to Part 15 of the FCC Rules. These limits are designed to provide reasonable protection against harmful interference in a residential installation. This equipment generates, uses and can radiate radio frequency energy, and, if not installed and used in accordance with the instructions, may cause harmful interference to radio communications. However, there is no guarantee that interference will not occur in a particular installation. If this equipment does cause harmful interference to radio or television reception, which can be determined by turning the equipment off and on, the user is encouraged to try to correct the interference by one or more of the following measures:

- Reorient or relocate the receiving antenna.
- Increase the separation between the equipment and receiver.
- Consult the dealer or an experienced radio/TV technician for help.

CAUTION: Changes or modifications to this unit not expressly approved by the party responsible for compliance could void the user's authority to operate the equipment.



31943 PN 7220880000

© 2011 Hasbro. All Rights Reserved.

TM & ® denote U.S. Trademarks.

EM Patent Pending

Visit
PLAYSKOOL
.com

Questions? Call 1-800-PLAYSKL