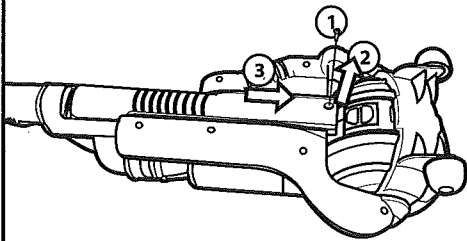
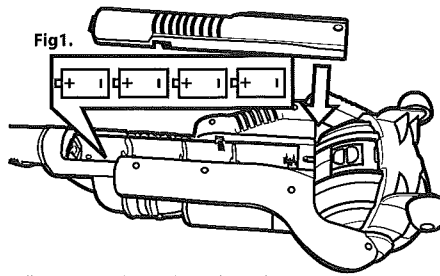


(TO BE USED UNDER THE DIRECT SUPERVISION OF AN ADULT)

**Installing Batteries (ADULTS ONLY)**



Remove the battery compartment cover (positioned behind item) by unfastening the screw.



Install 4x 'C' / E93 / LR14 / AM2 batteries ensuring they are placed with the polarities matching the diagram located on the battery compartment (Fig 1).

The use of alkaline batteries is recommended for maximum performance.

Replace the battery cover and fasten the pozi-screw.

**Battery Notice**

Install the batteries correctly observing the polarity (+) and (-) signs to avoid leakage.

Non-rechargeable batteries are not to be recharged.

Rechargeable batteries are to be removed from the toy before being charged.

Rechargeable batteries are only to be charged under adult supervision.

Different types of batteries or new and used batteries are not to be mixed.

Batteries are to be inserted with the correct polarity.

Exhausted batteries are to be removed from the toy.

The supply terminals are not to be short-circuited.

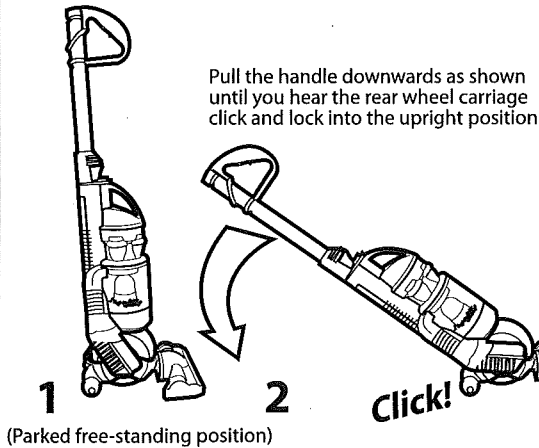
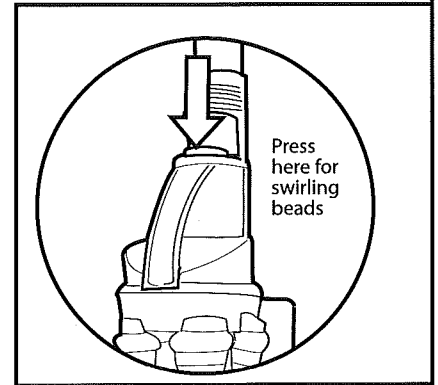
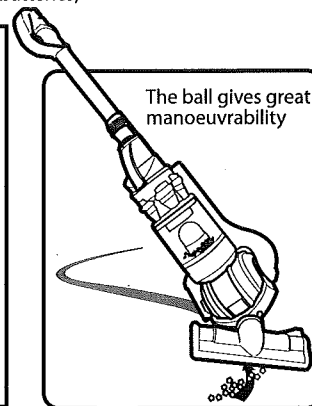
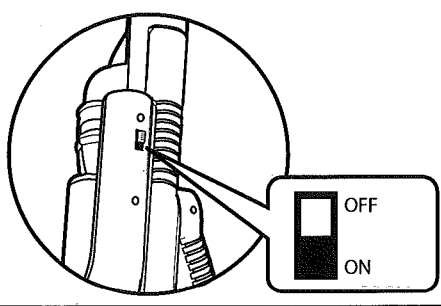
**Operating instructions** (Electronic functions requires batteries)

This product conforms to safety requirements of ASTM:F963.

**Attach handle to cleaner body**



**Suction Power Slider Switch:**



Pull the handle downwards as shown until you hear the rear wheel carriage click and lock into the upright position

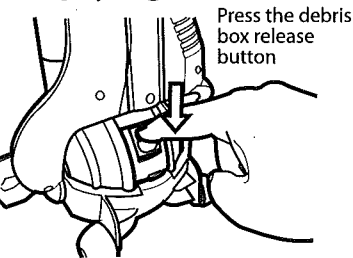


With the rear wheels in the upright position. The toy can now manoeuvre freely on the ball.

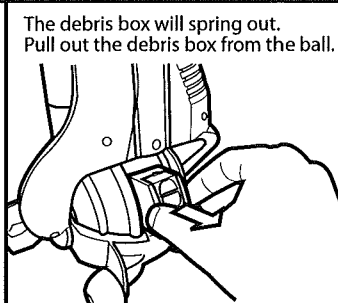


Push the cleaner forward to the upright position to spring the rear wheel carriage back down to the parked free-standing position.

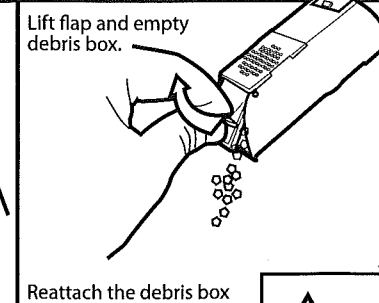
**Emptying debris box**



Press the debris box release button



The debris box will spring out. Pull out the debris box from the ball.



Lift flap and empty debris box.

Reattach the debris box into the ball.



This symbol indicates that this product should not be treated as normal household waste. It should be recycled, so please take it to an approved collection facility.

**WARNING:**  
**CHOKING HAZARD** - Small parts.  
Not Suitable for children under 3 years.