



# POWER SURGE OPTIMUS PRIME™\* & MINI-CON® AEROBOLT™\*

Adult assembly required.  
No tools needed.

AGES  
5+



ASSEMBLY

POWER  
SURGE MODE


ROBOT MODE

FLIGHT MODE

TRUCK MODE

RESET

# TRANSFORMERS









Works with other MINI-CON WEAPONIZERS™ figures!


BASHBREAKER™




LORD DOOMITRON™



TRICERASHOT™



Additional MINI-CON WEAPONIZERS figures each sold separately. Subject to availability.



**TO REPLACE BATTERY**  
1x 1.5V AA ALKALINE BATTERY  
Replace demo battery with alkaline battery. Use a Phillips/cross head screwdriver (not included).


B7066 / PN 7603140000

Some poses may require additional support.  
Product and colors may vary. Retain this information for future reference.

Manufactured under license from TOMY Company, Ltd.  
©\* and/or TM\* & © 2015 Hasbro, Pawtucket, RI 02861-1059 USA. All Rights Reserved.  
TM & © denote U.S. Trademarks.  
U.S. Pat. No. 8,814,048, Pat. Pend.  
Apps. GB1223296.3 & HK14101082.1.  
US/CANADA TEL. 1-800-255-5516



App available through June 30, 2018.



TRANSFORMERS: ROBOTS IN DISGUISE™ app works with select iPhone®, iPad®, iPod touch® — iOS 6.0 or later required — and Android devices. Updates affect compatibility. Check transformers.com for details. Ask a parent first. Not available in all languages/countries. Website not intended for Quebec residents under 13.

Apple, the Apple logo, iPhone, iPad and iPod touch are trademarks of Apple Inc., registered in the U.S. and other countries. App Store is a service mark of Apple Inc. Google Play and Android are trademarks of Google Inc.

## IMPORTANT: BATTERY INFORMATION

### ⚠ CAUTION:

#### 1. TO AVOID BATTERY LEAKAGE

- Always follow the instructions carefully. Use only batteries specified and be sure to insert them correctly by matching the + and - polarity markings.
- Remove exhausted or dead batteries from the product.
- Remove battery if product is not to be played with for a long time.
- Do not short-circuit the supply terminals.
- RECHARGEABLE BATTERIES:** Do not mix these with any other types of batteries. Always remove from the product before recharging. Recharge batteries under adult supervision. **DO NOT RECHARGE OTHER TYPES OF BATTERIES.**

#### 2. Should this product cause, or be affected by, local electrical interference, move it away from other electrical equipment. Reset (switching off and back on again or removing and re-inserting batteries) if necessary.

#### FCC STATEMENT

This device complies with Part 15 of the FCC Rules. Operation is subject to the following two conditions: (1) This device may not cause harmful interference, and (2) this device must accept any interference received, including interference that may cause undesired operation.

**NOTE:** This equipment has been tested and found to comply with the limits for a Class B digital device, pursuant to Part 15 of the FCC Rules. These limits are designed to provide reasonable protection against harmful interference in a residential installation. This equipment generates, uses and can radiate radio frequency energy, and, if not installed and used in accordance with the instructions, may cause harmful interference to radio communications. However, there is no guarantee that interference will not occur in a particular installation. If this equipment does cause harmful interference to radio or television reception, which can be determined by turning the equipment off and on, the user is encouraged to try to correct the interference by one or more of the following measures:

- Reorient or relocate the receiving antenna.
- Increase the separation between the equipment and the receiver.
- Consult the dealer or an experienced radio/TV technician for help.

**CAUTION:** Changes or modifications to this unit not expressly approved by the party responsible for compliance could void the user's authority to operate the equipment.

CAN ICES-3 (B) / NMB-3 (B)

