




AGES 4 and Up
2 to 4 Players

BEETLE

The classic build-a-beetle game

Mr. Beetle's all in pieces. He is waiting for you to play his game. Take a leaf and spin the spinner - he's keen to know the winner's name!


Add my head, legs, antenna and eyes. Keep spinning and watch me grow!



First to finish wins the game - but keep a score, play again and find the Beetle Champion!



Take a leaf and start spinning, you have to win my body first.



WARNING:

CHOKING HAZARD-Small parts. Not for children under 3 years.



04437



Contents

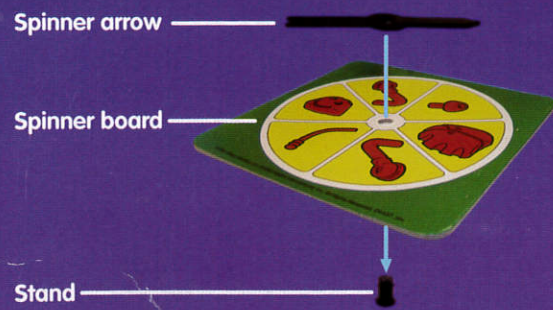
- 4 green leaf bases
- 4 coloured plastic beetles on runners
- 1 spinner board
- 1 spinner arrow and stand

Object Of The Game

To be the first player to complete your beetle by spinning the spinner and winning pieces.

The First Time You Play

Assemble the spinner by pushing the stand up through the hole in the spinner board, then snapping the arrow down onto the stand. See the illustration below.



Preparation

Take the four plastic runners and carefully twist off all the beetle pieces. Each beetle is made up of the following: 1 body, 1 head, 6 legs, 2 eyes and 2 antennae.

Make up one complete beetle on the green leaf base before starting to play (see Figure 1). You will then know how it fits together.

Figure 1




Throw the runners away after checking that you have removed all the pieces.

To Play

1. Put all body pieces in the centre, each player should take a green leaf base.
2. Notice that on the spinner board there is a drawing of each of the beetle pieces (see Figure 2).

Figure 2



3. The youngest player starts by spinning the spinner. You spin the spinner once in each turn. Every time that you spin you have a chance to pick up one of the beetle pieces, as shown by the spinner. But you must start with the body before spinning for any other beetle pieces.
4. You may not add an antenna or eye to your beetle until you have won the head.
5. Players take turns to spin the spinner and pick up pieces. Choose a head and body in the same colour, then make up the rest of the beetle in any colour you like.
6. The first to complete their beetle is the winner. If you want to play several games, you can keep a score. Score one point for each piece that you have collected. For example, if you win a game by completing the beetle first, you score a total of 12 points, or head, body, two legs and an eye, you score 5 points.

You can either play a set number of rounds to see who has the highest score at the end, or play to see who reaches a set score, say 50, first.

© 2007 Hasbro, Pawtucket, RI 02862 USA. All Rights Reserved. TM and ® denote U.S. Trademarks. Manufacturer's representative in the United Kingdom is Hasbro UK Ltd., Caswell Way, Newport NP19 4YH. ☎00800 22427276. Manufacturer represented in Australia by Hasbro Australia Ltd., 570 Blaxland Road, Eastwood, NSW 2122, Australia. ☎(02) 9874-0999. Manufacturer represented in New Zealand by Hasbro Australia Ltd., PO Box 100-940, North Shore Mail Centre, Auckland, New Zealand. ☎(09) 915-5200.



MADE IN CHINA C-267F

Product and colours may vary. Please retain our address for future reference.



080704437692

